


# Horse Project Record Book 2009




Resources that can be used to complete this record book include: Ohio State University Extension's Horseless Horse, National 4-H Publications of the Horse Science, Horse and Horsemanship, UW Extension's Horses are Fun, and the Ohio State University's Horse Learning Lab. These items are available for purchase at the MSU Extension office. The Horse Learning Lab is available from the MSU Extension Loan Library.

Exhibitor's Name: \_\_\_\_\_

Club Name: \_\_\_\_\_

Year in the Project: \_\_\_\_\_

2009 Graduating Senior?  Yes  No



## Circle One Division

Novice 1-2 years  
(Pages 1-6)

Intermediate 3-5 years  
(Pages 1-8)

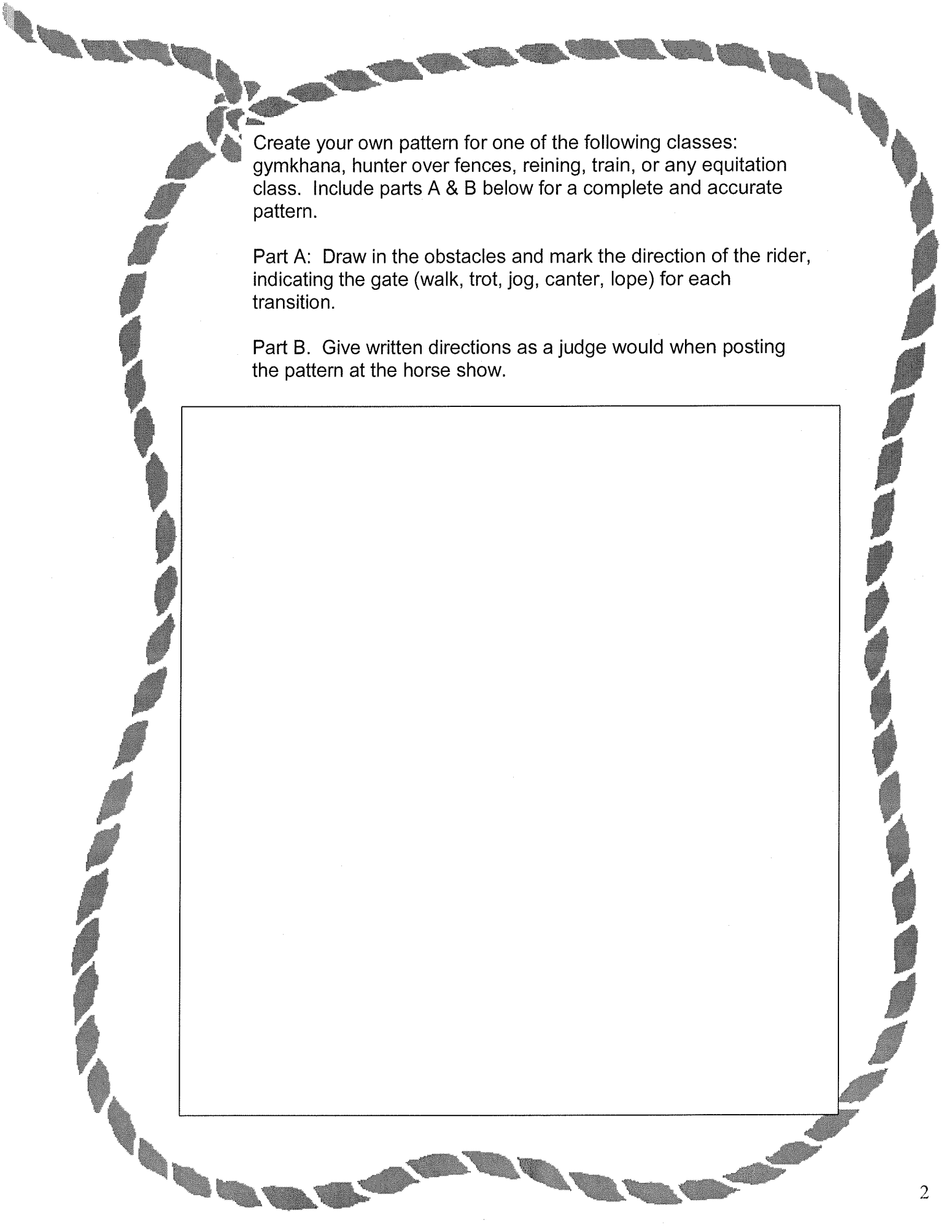
Senior: 6+ years  
(Pages 1-12)

(These divisions are based on number of years in the project, including the current year)

Member Signature: \_\_\_\_\_

Parent Signature: \_\_\_\_\_


Leader Signature: \_\_\_\_\_



Create your own pattern for one of the following classes: gymkhana, hunter over fences, reining, train, or any equitation class. Include parts A & B below for a complete and accurate pattern.

Part A: Draw in the obstacles and mark the direction of the rider, indicating the gate (walk, trot, jog, canter, lope) for each transition.

Part B. Give written directions as a judge would when posting the pattern at the horse show.



## Project Animal Records

### VETERINARY RECORDS

Veterinary Service \_\_\_\_\_

Vet. Phone (\_\_\_\_) \_\_\_\_\_

Age of Horse \_\_\_\_\_

Horse's Name \_\_\_\_\_

Normal Temperature \_\_\_\_\_

Respiration Rate \_\_\_\_\_

Pulse Rate \_\_\_\_\_

*Required  
Immunizations    Date Given*

INFLUENZA \_\_\_\_\_

TETANUS \_\_\_\_\_

WEE \_\_\_\_\_

EEE \_\_\_\_\_

RABIES \_\_\_\_\_

**NEGATIVE COGGINS** \_\_\_\_\_

OTHER \_\_\_\_\_

OTHER \_\_\_\_\_

### WORMING PROGRAM

Date                      Type of Product Used

\_\_\_\_\_  
\_\_\_\_\_  
\_\_\_\_\_



**TEETH** – Floating (recommended annually or as needed)

DATE \_\_\_\_\_ Describe Results:

\_\_\_\_\_  
\_\_\_\_\_

### FEED SUMMARY

My horse is fed:  
(Circle all that apply. Fill in the amount, and how often.)

Hay \_\_\_\_\_

Grain \_\_\_\_\_

Hay Cubes \_\_\_\_\_

Supplements \_\_\_\_\_

Pasture \_\_\_\_\_

Other \_\_\_\_\_

Of the feeds that I use, we grow our own \_\_\_\_\_

I have my horse at HOME / BOARD

### FARRIER RECORDS

Date    Service (Shoes, Trim, Etc.)    Cost

\_\_\_\_\_  
\_\_\_\_\_  
\_\_\_\_\_

TOTAL                      \$ \_\_\_\_\_



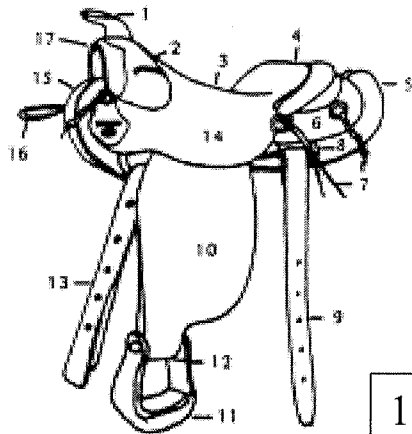
# GROUND RULES

True or False

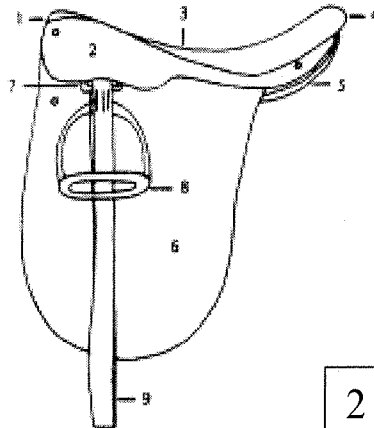
- \_\_\_\_\_ 1. Shoes or boots must be worn for stable work. No bare feet in the barns.
- \_\_\_\_\_ 2. Barns may have equipment in the aisles as long as there is a caution sign next to it.
- \_\_\_\_\_ 3. No riding barefoot, however, if the temperature exceeds 85 degrees tennis shoes may be used in the practice ring.
- \_\_\_\_\_ 4. Absolutely NO rough riding or racing is permitted.
- \_\_\_\_\_ 5. Grooming and hoof blackening should be done on the blacktop so that the grass is not damaged.
- \_\_\_\_\_ 6. It is mandatory that all participants wear protective helmets in the practice ring.
- \_\_\_\_\_ 7. Double Riding is acceptable to help show a younger rider a technique.
- \_\_\_\_\_ 8. Animals should be bathed either in the washing area or along the barn if there is a water line and hose.
- \_\_\_\_\_ 9. Horses may be rode bareback at any time as long as there is a halter or bridle on the horse.
- \_\_\_\_\_ 10. Application for early releases must be on file with the fair board per their deadline. Emergency releases MUST be cleared by the Fair Board.

# SADDLES and TACK

Identify the saddle – Write in



1



2

1. \_\_\_\_\_

2. \_\_\_\_\_

Give a description for the following tack items:

Breastplate (also known as breast collar): \_\_\_\_\_

\_\_\_\_\_

\_\_\_\_\_

\_\_\_\_\_

Martingale: \_\_\_\_\_

\_\_\_\_\_

\_\_\_\_\_

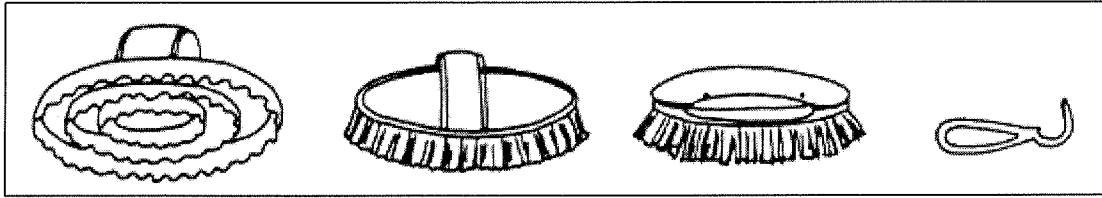
# HORSE JUDGING

Circle the Correct Answer

1. In a 4-H contest, a judge generally considers four important points from various views before watching the horses in action. The views the judge will consider are:
  - a. View from a side view, front view and rear view
  - b. View from a close up side view and rear view
  - c. View from side view, rear view and a distance of the front view
  - d. View from a distance, looking at a side view, a front view and a rear view
  - e. Color, cleanliness, type of halter, and smile on the contestant's face.
2. Accuracy is most important when giving reasons. However, also important are:
  - a. Logic and clarity
  - b. Concise and Definite
  - c. Pleasantly and clearly
  - d. All of the above
  - e. None of the above
3. When looking at the front view (from a distance), the judge will consider:
  - a. Soundness of the feet and legs
  - b. Parrot mouth.
  - c. Width of the chest and muscling of the arm, forearm, and V-muscling of the chest
  - d. Good head carriage
  - e. Brightness of the eyes
4. When looking at the side view (from a distance), the judge is looking for:
  - a. Height and cleanness of the withers
  - b. Defects, blemishes, and spring of the ribs.
  - c. Slope of the pastern
  - d. Length and strength of the back
  - e. Both c and d
5. Upon close inspection, the judge is looking for:
  - a. Soundness of the feet and legs
  - b. Attentiveness of the competitor
  - c. Height and cleanness of withers
  - d. The competitor's attire
  - e. Both A and C
6. From the rear view (at a distance), the judge is looking for:
  - a. Muscling of the chest
  - b. Absence of pigeon-toed, knock-kneed, or bow-legged front legs
  - c. Slope of the pastern
  - d. General width and proportional width over hips and through thigh or quarter and stifle
  - e. None of the above
7. When stating reasons, be sure to be:
  - a. Concise
  - b. Definite
  - c. With Confidence
  - d. In an organized manner
  - e. All of the above

# GROOMING

Name the grooming instrument in the lines below




A

B

C

D



E

F

G

A. \_\_\_\_\_

B. \_\_\_\_\_

C. \_\_\_\_\_


D. \_\_\_\_\_

E. \_\_\_\_\_

F. \_\_\_\_\_

G. \_\_\_\_\_

# CROSSWORD PUZZLE



## ACROSS

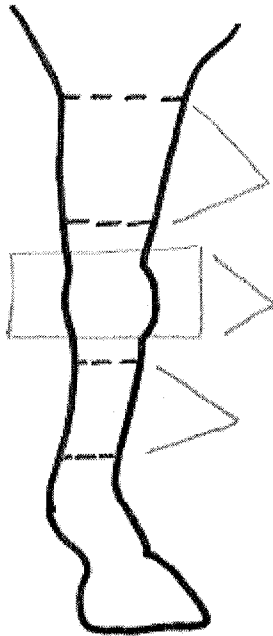
2. Two great resource books from National 4-H Council are the Horse Science and Horse & \_\_\_\_\_ books.
4. To exercise with a long nylon strap.
6. \_\_\_\_\_ feed is a tasty mixture of coarse grain, protein, vitamins and lots of molasses.
8. This is a feed constituent that supports life.
10. This is an inflammation of the central nervous system
12. Horses will \_\_\_\_\_ when they are frightened or excited.
14. These are inorganic; example: copper, zinc, iron.

## DOWN

1. A high energy grain.
3. Drugs used to kill stomach and intestinal parasites are called \_\_\_\_\_.
5. Brownish red color or dark red with a brownish red or dark red mane.
7. Horse measuring under 14.2 hands
9. Horse age can be determined by looking at their \_\_\_\_\_.
11. This color is a mixture of red and yellow.
13. This nutrition requirement changes with age.
15. These are organic compounds needed.

# SKELETAL LEG

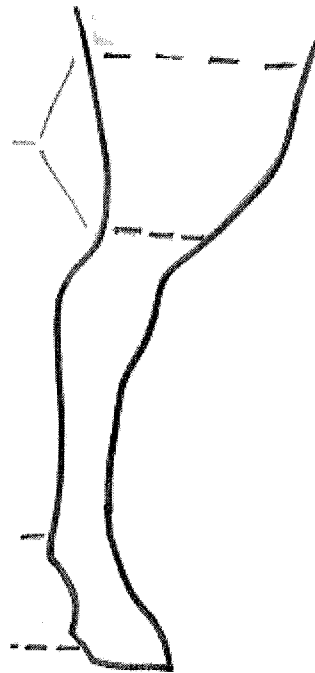
Name the bone or bundle of bones for the areas indicated.  
(Hint: Since this title page is skeletal, use anatomical names, not common terminology)



---

---

---



---

---

# GROOMING TIPS

Fill in the blanks

Most horsemen develop a procedure that they follow in grooming. Fill in the blanks for the following statements:

1. Inspection of the feet to check for injuries, loose shoes, small stones or other objects embedded in the foot and for thrush should be done \_\_\_\_\_. This should be done by the horseman walking around the horse in a \_\_\_\_\_ direction.
2. If you have taken off the tack and the horse is sweating from recent exercise, it should be rubbed \_\_\_\_\_ with a grooming or drying \_\_\_\_\_.
3. The body is groomed by using a \_\_\_\_\_ and a brush to remove dirt and dust from the hair coat. Some will use both at the same time; others like to use one tool and then go back with the brush in the same order. This will bring out the \_\_\_\_\_ on your horse's body.
4. When using the stiff-bristled brush, one should use short, strong strokes with an outward action \_\_\_\_\_ from the horse's body rather than using long gliding strokes.
5. Washing the mane and tail \_\_\_\_\_ or \_\_\_\_\_ times during the week prior to the show will make this hair clean and soft.
6. Clipping is usually practiced when the horse is worked regularly during the winter. During severe weather it is not advisable to clip the legs. Clipping must not be used as a substitute for \_\_\_\_\_.
7. A well-groomed horse is cleaned every day for several \_\_\_\_\_ prior to the first show. Your horse should be kept out of the \_\_\_\_\_. \_\_\_\_\_ is a poor substitute for regular grooming. \_\_\_\_\_ should be a part of regular grooming procedures in addition to currying and brushing.
8. A final touch before exhibiting is going over the horse's body with a \_\_\_\_\_.

# Diseases

Match – Fill in the corresponding number on the left to the description on the right that best matches the disease.

- |   |   |
|---|---|
| 1. Equine Encephalitis<br>(sleeping Sickness) | _____ Keeping your animal in a state of good health by keeping it well nourished, not allowing it to become too tired or too chilled and minimizing stress  |
| 2. Strangles (Distemper)                      | _____ Disease of spinal cord and nervous system. In coordination from muscular atrophy and proprioception   |
| 3. Tetanus (Lockjaw)                          | _____ Spasms of neck and back muscles causing extension of the head and neck and results in high mortality rate. Prophylactic vaccination recommended for all animals.  |
| 4. Laminitis (Founder)                        | _____ This is an allergic disorder which may develop after a respiratory infection. Characterized by breathing problems during exercise, dry cough, and nasal discharge after exercise.                                     |
| 5. Equine Influenza                           | _____ Carried by bloodsucking insects, vaccination is recommended in areas where the disease is prevalent. Signs include fever, impaired vision, irregular gait, yawning, inability to rise when down, paralysis and death. |
| 6. C.O.P.D. (Heaves)                          | _____ Signs include inflammation of sensitive lamina of one or more feet. Acute cases require cold pack applications. Chronic cases require trim feet and shoes for protection, but prognosis not good.                     |
| 7. Equine Protozoal<br>Myelencephalitis (EPM) | _____ Requiring complete rest and stress avoidance, signs include high temperature, nasal discharge and swelling of lymph nodes which usually abscess.  |
| 8. Prevention                                 | _____ Medical prevention in form of injection or prophylactic.  |
| 9. Vaccinations                               | _____ Fever, rapid breathing, loss of appetite from highly contagious viral disease, primarily of young horses.   |



### Essay – Extra Credit

Here is an opportunity for you to earn extra credit. Limit your essay to this page and one additional 8 ½ x 11" sheet of paper with minimum 1" margins. If you choose to type this, it cannot be in any smaller than 12 point font.

You may choose one of the following essay topics.

1. What was your most memorable experience? What did you learn from it?
2. What is your goal at the conclusion of your 4-H experience? Describe in detail how you will meet this goal, including identifying any obstacles you will need to overcome.